

FUJIFILM FCR CAPSULA XLII Specifications

Standard Components:

- FCR CAPSULA XLII Image Reader Unit (Model: CR-IR 359)
- AC power cord

Other System Components:

- Optional upgrade kit for single-side HR-IP 50 micron reading
- IP cassette type CC, LC, CH
- CR Console
- Dry Imager: DRYPIX 2000, 4000, 7000

Supplies:

Imaging Plate:

- ST-VI: 35 x 43 cm (14" x 17"), 35 x 35 cm (14" x 14"), 10" x 12", 8" x 10", 24 x 30 cm, 18 x 24 cm, 15 x 30 cm
- HR-V: 24 x 30 cm*, 18 x 24 cm**

IP Cassette:

- Type CC: 35 x 43 cm (14" x 17"), 35 x 35 cm (14" x 14"), 10" x 12", 8" x 10", 24 x 30 cm, 18 x 24 cm, 15 x 30 cm
- Type LC: 35.4 x 124.5 cm, 35.4 x 101.7 cm, 35.4 x 83.7 cm, 25.2 x 58 cm, 24 x 57 cm
- Type CH: 24 x 30 cm*, 18 x 24 cm**

Time Required for IP Feed/Load:

IP Type	Required Time
ST-VI 35 x 43 cm (14" x 17")	Approx. 58 (41) sec.
ST-VI 35 x 35 cm (14" x 14")	Approx. 52 (38) sec.
ST-VI 10" x 12"	Approx. 49 sec.
ST-VI 8" x 10"	Approx. 41 sec.
ST-VI 24 x 30 cm	Approx. 48 sec.
ST-VI 18 x 24 cm	Approx. 39 sec.
ST-VI 15 x 30 cm	Approx. 49 sec.
HR-V 24 x 30 cm*	Approx. 59 sec.
HR-V 18 x 24 cm**	Approx. 51 sec.

- Under "Required Time" in the table above, figures in parentheses are at high-speed mode.
- Image erase time on IP is directly related to the exposure made. It is assumed to be at 25mR for ST-VI and 600 mR for HR-V.
- The performance described above shows typical values. It varies depending on the exposure level.

Processing Capacity

IP Type	Processing Capacity
ST-VI 35 x 43 cm (14" x 17")	Approx. 62 (87) IPs/hr.
ST-VI 35 x 35 cm (14" x 14")	Approx. 70 (94) IPs/hr.
ST-VI 10" x 12"	Approx. 73 IPs/hr.
ST-VI 8" x 10"	Approx. 87 IPs/hr.
ST-VI 24 x 30 cm	Approx. 75 IPs/hr.
ST-VI 18 x 24 cm	Approx. 92 IPs/hr.
ST-VI 15 x 30 cm	Approx. 73 IPs/hr.
HR-V 24 x 30 cm*	Approx. 61 IPs/hr.
HR-V 18 x 24 cm**	Approx. 70 IPs/hr.

- Figures in parentheses and conditions are the same as that of "Time Required for IP Feed/Load".
- The time required to change the cassette is assumed to be 0 (zero) seconds.

Time to Display on CR Console:

- Approx. 42 sec. in case of 35 x 43 cm (ST-VI) with 100-micron reading
- Approx. 32 sec. in case of 18 x 24 cm (HR-V)** with 50-micron single-side reading

Time to Print on DRYPIX 4000 through network via CR Console:

- Approx. 145 sec. in case of 35 x 43 cm (ST-VI) with 100-micron reading
- Approx. 140 sec. in case of 18 x 24 cm (HR-V)** with 50-micron single-side reading

Reading Specification

Inches	Metric	Reading Specification	
		Standard Pixel-density	High Pixel-density
14" x 17" (ST-VI)	35 x 43 cm (ST-VI)	5 pixels/mm	10 pixels/mm
14" x 14" (ST-VI)	35 x 35 cm (ST-VI)	5 pixels/mm	10 pixels/mm
10" x 12" (ST-VI)	24 x 30 cm (ST-VI)	-	10 pixels/mm
8" x 10" (ST-VI)	18 x 24 cm (ST-VI)	-	10 pixels/mm
-	15 x 30 cm (ST-VI)	-	10 pixels/mm
-	24 x 30 cm (HR-V)*	-	20 pixels/mm
-	18 x 24 cm (HR-V)**	-	20 pixels/mm

*Requires optional upgrade kit and cassette adaptor.

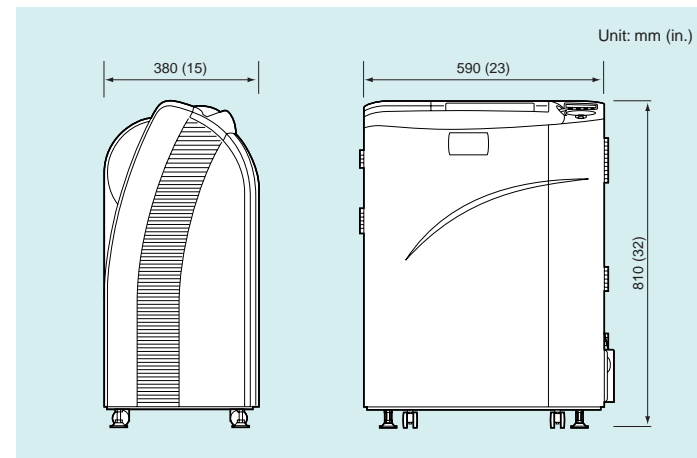
**Requires optional upgrade kit.

Number of Stackers: 1

Reading Gray Scale: 12 bits

Network: 10 Base T/100 Base TX

Dimensions (W x D x H): 590 x 380 x 810 mm (23" x 15" x 32")



Weight: 99 kg (218 lbs.)

Power Supply Conditions:

Single phase 50-60Hz
120-240V ±10%
5A (max)

Environmental Conditions:

Operating Conditions:
Temperature: 15-30°C
Humidity: 40-80%RH (No dew condensation)

Non-operating Conditions:
Temperature: 0-45°C
Humidity: 10-90%RH (No dew condensation)

IP Cassette

Type CC



Type CH



24 x 30 cm cassette mounted with cassette adaptor

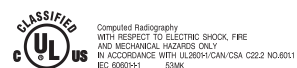


FUJIFILM

NEW
FCR CAPSULA XLII

FUJI COMPUTED RADIOGRAPHY

FUJIFILM introduces a compact, all-in-one FCR with extremely clear and optimal imaging based upon Fujifilm's extensive experience.



FUJIFILM

FUJIFILM Corporation

http://www.fujifilm.com/products/medical

Specifications and PC requirements are subject to change without notice.
All brand names or trademarks are the property of their respective owners.

Ref. No. XB-764E (SK-07-06-F1120-F9711) Printed in Japan ©2007 FUJIFILM Corporation





Introducing a newly upgraded FCR CAPSULA XLII designed with a new form and equipped with state-of-the-art functions including an optional capability of 50-micron reading with a single-side HR-IP* (*high resolution imaging plate).

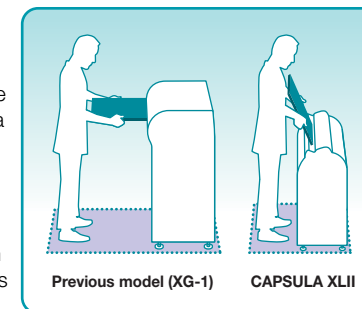
One of the FCR key components is an Imaging Plate, or IP, that is used in place of X-ray film to easily digitize X-ray images. The FCR CAPSULA XLII features the IP in an unprecedented compact frame, as it incorporates 70 years of FUJIFILM's extensive technology and know-how. CAPSULA, meaning small box in Latin, has been cleverly trimmed to be smaller and lighter, boosting flexibility on installation and layout, while maintaining the specifications for a broad range of diagnostic imaging needs, from general radiography to pantomography. Plus, the optional capability of a 50-micron reading with a single-side HR-IP can be utilized to visualize finer, minute structures for better diagnosis.

Worldwide, extensive experience results in confidence for FCR

In 1981, FUJIFILM was the first manufacturer in the world to successfully digitize X-ray images with FUJIFILM Computed Radiography (FCR). This made it possible to effectively handle diagnostic images in a digital format that constantly provided highly precise, stable images. FUJIFILM has leading installation experience worldwide resulting in confidence to satisfy all users.

Compact Frame and Vertical cassette insertion for Effective Work Space

FCR CAPSULA XLII is designed to insert the IP cassette at an angle to ensure effective layout of the equipment in a working area that tends to be confined. As a result, this model requires less installation space compared with previous horizontal-insertion models, and therefore, offers more installation flexibility.



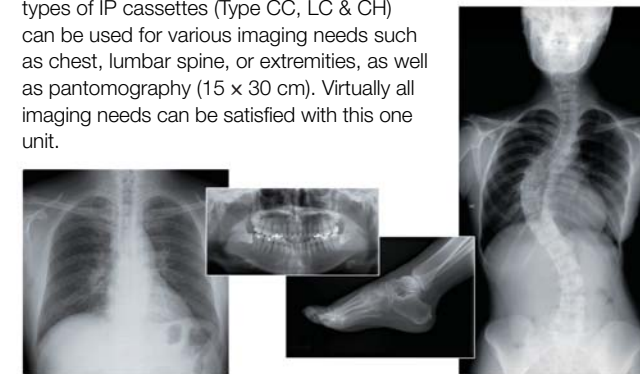
Compact with High Efficiency

FCR CAPSULA XLII enables extremely high throughput of up to approx. 94 IPs/hr.* and the time to display the image on the CR Console monitor is approx. 23 seconds, in spite of its compactness.

*35 x 35 cm size on high-speed mode

All-in-one unit for all diagnostic imaging needs

For better diagnosis, FCR CAPSULA XLII can be optionally upgraded for 50-micron reading with the single-side HR-IP and a new IP cassette type CH to visualize more fine and minute structures. In addition, three types of IP cassettes (Type CC, LC & CH) can be used for various imaging needs such as chest, lumbar spine, or extremities, as well as pantomography (15 x 30 cm). Virtually all imaging needs can be satisfied with this one unit.



Easy Operations monitored on Screen

Capable of automatically starting the IP reading and image processing when the IP cassette is inserted, the system is designed to complete the IP reading cycle with simple operations. Setting parameters can be changed with the buttons on the monitor screen. The screen can also display the status and the time remaining to complete the IP reading process for user-convenience.



Image Display and Processing – CR Console

The multi-function console handles all complex procedures of digital X-ray imaging – patient ID, image reviewing, processing and printing, DICOM interface, and more – as well as quality assurance functions all within a single workstation.




Featuring Image Intelligence™ Processing



Image Intelligence™ is an integrated set of image-processing technologies that comes from the accumulation of over 70 years of imaging expertise.

Since the world's first CR was introduced into the market, FUJIFILM has been continually striving to improve electronic imaging technology for medical care. As a result, the company has constantly delivered innovative technology and high quality images, as can be seen with FNC (Flexible Noise Control) that maximally suppresses noise while leaving all effective image information intact.



Example of System Layout

